

LGB 2x98x Saxonian IK

Backfitting plan for the Saxonian IK with a LS Decoder.

Needed parts:

1x 8211098 LS-Sounddecoder IK

1x 8241010 Speaker Massoth: 8 Ohm, 3 Watt, 57 mm

Some small parts from the junk box: Screws, Washers

Conversion of the locomotive:

- The fine parts above should be subtracted before to avoid damaging it.
- Disassemble loco, first remove 6 screws as shown in figure 1.

Then you can pull out the gear easily (not complete!) and yet, as in Figures 2 and 3 solve the other 3 screws.




Figure-1: Removing the first 6 screws.



Figure-2: Removing the rear 2 screws under the gear.




Figure-3: Removing the front screw under the gear.

Then as shown in Figure 4 Insert the speaker into the holder provided with washers.
Now remove the jumper on LGB onboard adapter and attach cables to the LS as seen in the picture.
Store the cord well.




Figure-4: Fully integrated electronics LS
Then screw together the locomotive again reversed.